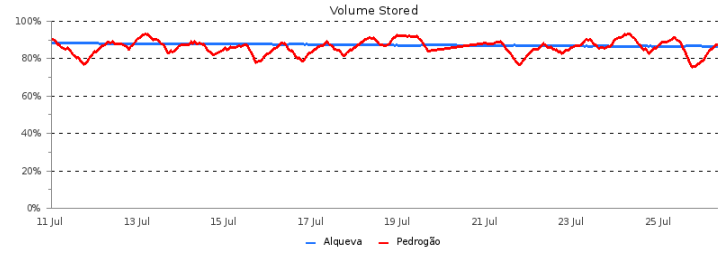
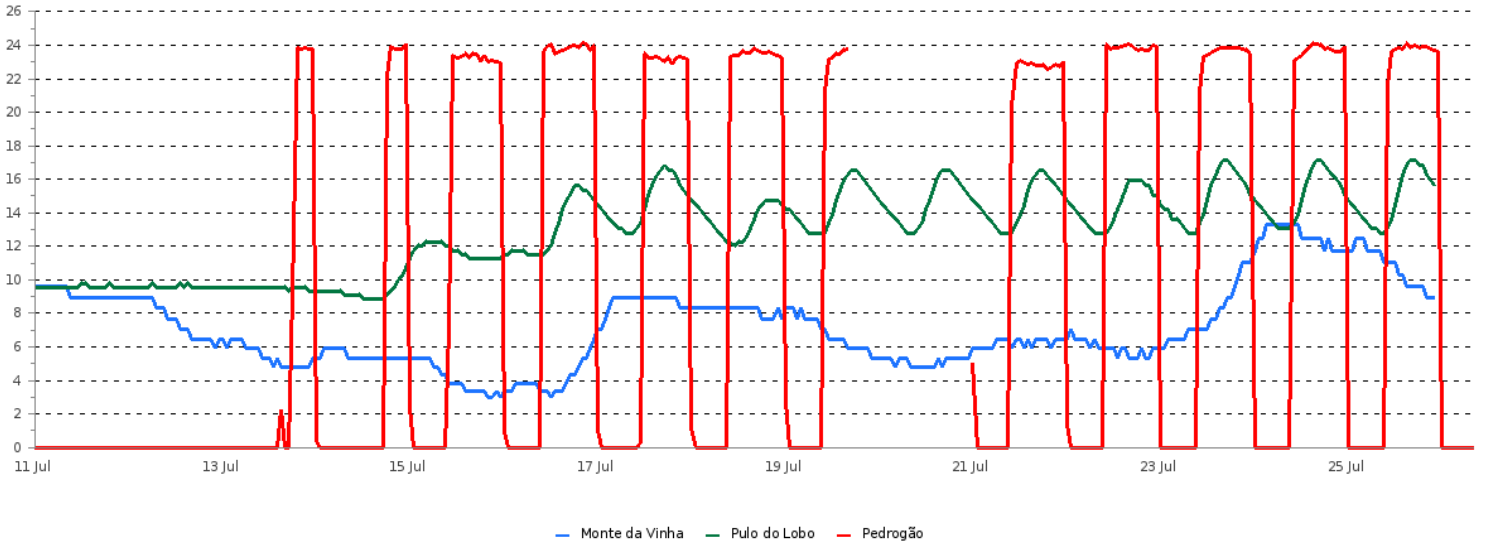


Reservóir	Alqueva		Pedrógão	
Date	24-07-2024	25-07-2024	24-07-2024	25-07-2024
Time	23:00	23:00	23:00	23:00
Level (m)	149,87	149,89	83,93	82,98
Volume (hm ³)	3594,60	3598,86	92,27	82,72

Source: EDIA/CPPE automatic stations



Flow (m³/s)



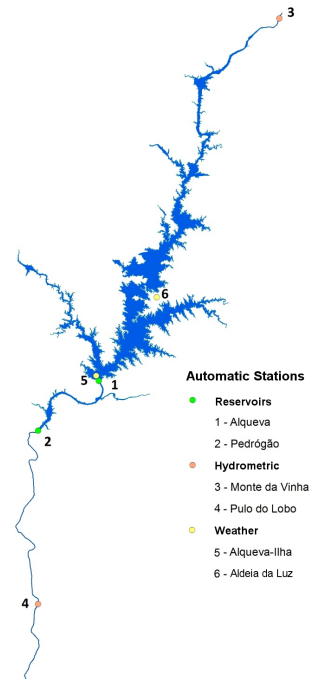
Station	Date	Time	Flow (m ³ /s)
Monte da Vinha	24-07-2024	23:00	11,76
	25-07-2024	22:00	8,95
Pedrógão Dam (*)	24-07-2024	23:00	23,93
	25-07-2024	23:00	23,64
Pulo do Lobo	24-07-2024	23:00	15,04
	25-07-2024	22:00	15,63

Source: SNIRH automatic stations

(*) Total flow released by Pedrógão Dam. EDIA/CPPE automatic station

METEOROLOGICAL DATAS ALBUFEIRA DE ALQUEVA				
Parameter	Daily	Weekly	Monthly	Yearly
	25/Jul	Between 19 and 25/Jul	Between 1 and 25/Jul	Between 1/Oct/2023 and 30/Sep/2024
Accumulated precipitation (mm)	0,0	0,0	0,0	503,0
Air temperature	Maximum (°C)	39,7	44,5	44,5
	Minimum (°C)	17,2	17,2	3,7
Relative humidity	Maximum (°C)	96,8	96,8	100,0
	Minimum (°C)	16,6	11,7	10,0
Wind speed	Average (m/s)	1,0	0,9	1,0
	Maximum (m/s)	3,0	3,0	7,0
Dominant wind direction	NW	NNW	NNW	NNW
Accumulated solar irradiance (w/m ²)	7.524	53.914	190.992	1.308.276
Aldeia da Luz Station Accumulated precipitation (mm)	0,0	0,0	0,0	434,0

Friday, 26 July 2024



- Automatic Stations**
- Reservoirs
 - 1 - Alqueva
 - 2 - Pedrógão
 - Hydrometric
 - 3 - Monte da Vinha
 - 4 - Pulo do Lobo
 - Weather
 - 5 - Alqueva-Iilha
 - 6 - Aldeia da Luz